



P 141 /D  
/S

GOL: 156



P 151 /D  
/S

FLC: 156




P 142 /D  
/S

GOL: 156  
147 (2004 →)



P 143 /D  
/S


GOL: 156  
147 (2004 →)



Versione speciale fumè  
Smoked special version

P 144 /D  
/S

GOL: 156  
147 (2004 →)



Versione speciale bianca  
CRYSTAL-CLEAR  
White special version

P 145 /D  
/S


GOL: 156  
147 (2004 →)



Versione speciale fumè  
CRYSTAL-CLEAR  
Smoked special version

P 140 /D  
/S

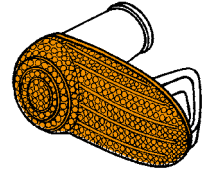
GOL: 156  
147 (2004 →)



Versione speciale blu  
CRYSTAL-CLEAR  
Blue special version

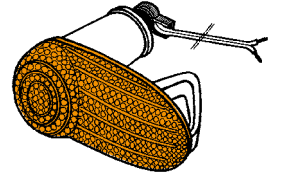
P 132

GOL: 147 (→ 2004)  
GT (2004 →)  
MiTo



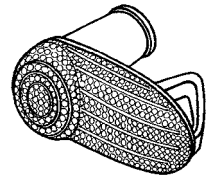
P 232

FLC: 147 (→ 2004)  
GT (2004 →)  
MiTo



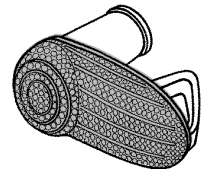
P 133

GOL: 147 (→ 2004)  
GT (2004 →)  
MiTo



P 134


GOL: 147 (→ 2004)  
GT (2004 →)  
MiTo



Versione speciale fumè  
Smoked special version

P 135


GOL: 147 (→ 2004)  
GT (2004 →)  
MiTo



Versione speciale bianca  
CRYSTAL-CLEAR  
White special version

P 136


GOL: 147 (→ 2004)  
GT (2004 →)  
MiTo



Versione speciale fumè  
CRYSTAL-CLEAR  
Smoked special version

P 137

GOL: 147 (→ 2004)  
GT (2004 →)  
MiTo

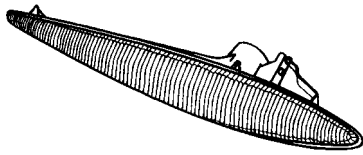


Versione speciale blu  
CRYSTAL-CLEAR  
Blue special version




P 162 /D  
/S

GOL: 159 - BRERA  
SPIDER (2006 →)



P 172 /D  
/S

GOL: 159 - BRERA  
SPIDER (2006 →)



Versione speciale bianca  
CRYSTAL-CLEAR  
White special version

P 146 /D  
/S

GOL: 145/146  
SPIDER/GTV (1995 → 2006)  
155 (1996 →)



P 147 /D  
/S

GOL: 145/146  
SPIDER/GTV (1995 → 2006)  
155 (1996 →)



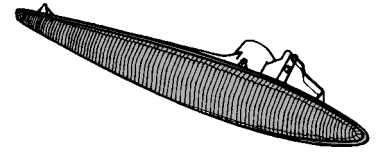
P 122 /D  
/S

GOL: 155 ( → 1995)



P 163 /D  
/S


GOL: 159 - BRERA  
SPIDER (2006 →)



Versione speciale fumè  
Smoked special version

P 173 /D  
/S

GOL: 159 - BRERA  
SPIDER (2006 →)



Versione speciale fumè  
CRYSTAL-CLEAR  
Smoked special version

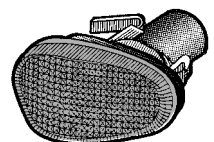
P 246 /D  
/S

FLC: 145/146  
SPIDER/GTV (1995 → 2006)  
155 (1996 →)



P 148 /D  
/S

GOL: 145/146  
SPIDER/GTV (1995 → 2006)  
155 (1996 →)

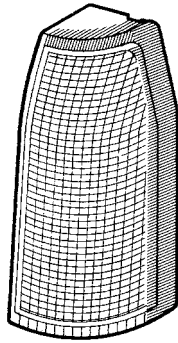


Versione speciale fumè  
Smoked special version



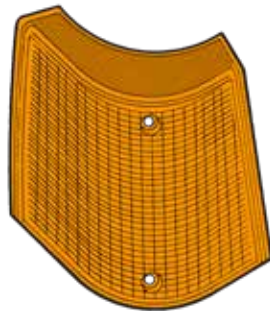
P 1995 /D  
/S

PFA: 90  
MTA: ELMA



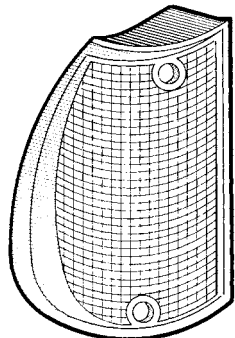
P 1999 /D  
/S

PFA: ARNA  
MTA: CARELLO

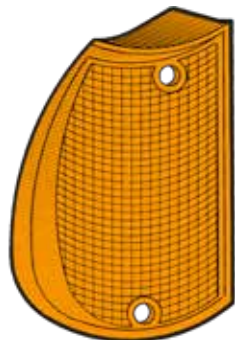


P 1992 /D  
/S

MTA: CARELLO



PFA: GIULIETTA (1978 →)



P 1993 /D  
/S

MTA: CARELLO

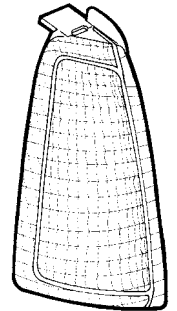
P 1991

PFA: GIULIETTA  
Coprilampadina



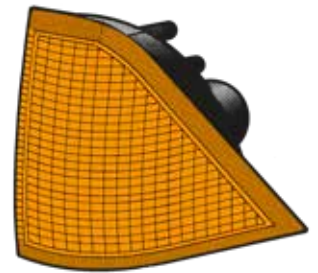
P 1864 /D  
/S

PFA: 164 (→ 1992)  
MTA: ELMA



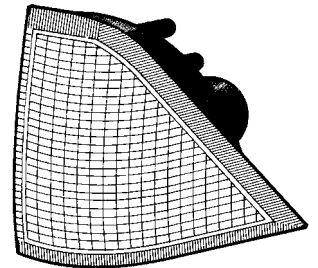
P 1873 /D  
/S

GOA: 75



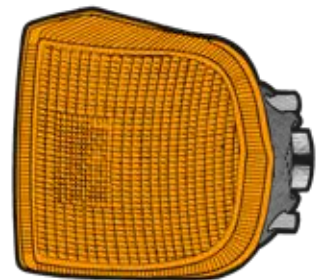
P 1872 /D  
/S

GOA: 75



P 5315 /D  
/S

MTA: CARELLO  
GOA: ALFASUD 3° SERIE

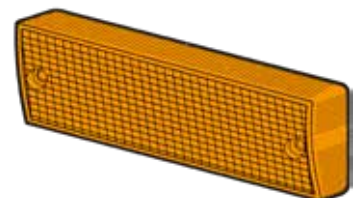


P 5316 /D  
/S

MTA: SIEM

P 1977 /D  
/S

PFA: ALFETTA 2.0  
MTA: OLSA





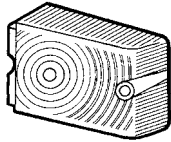
**P 190**

PFA: GIULIA  
MTA: CARELLO



**P 184**

PFA: GIULIA  
MTA: CARELLO



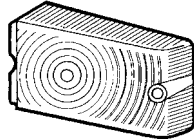
**P 189**

PFA: GIULIA  
MTA: ALTISSIMO



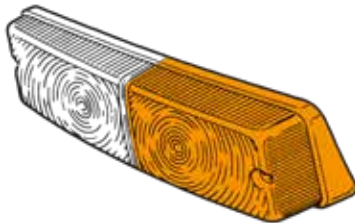
**P 187**

PFA: GIULIA  
MTA: ALTISSIMO



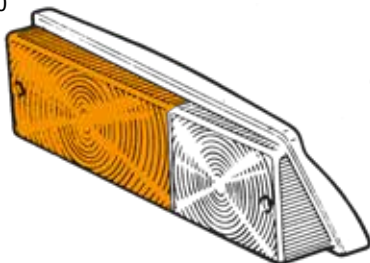
**P 1834** /D  
/S

PFA: GIULIA T.I.  
GIULIA SUPER  
MTA: ALTISSIMO



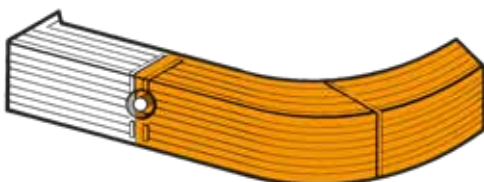
**P 1974** /D  
/S

PFA: 1750 2° - 2000



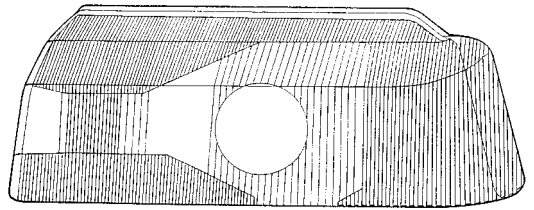
**P 1976** /D  
/S

PFA: 1750



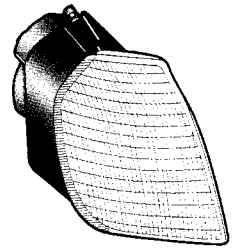
**P 1305** /D  
/S

PFA: 164 SUPER (1992 → 1999)



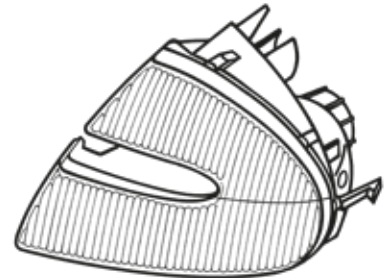
**P 1845** /D  
/S

GOA: 145/146



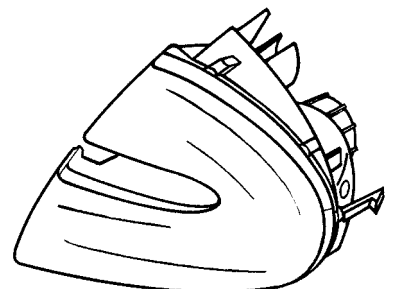
**P 1847** /D  
/S

GOA: 147 (→ 2004)  
NO GTA



**P 1857** /D  
/S

GOA: 147 (→ 2004)  
NO GTA



Versione speciale bianca  
CRYSTAL-CLEAR  
White special version



P 1716 /D  
/S

PFA: DUETTO



Exclusivity AFRA - Milano

P 102


PFL: GIULIETTA



Exclusivity AFRA - Milano

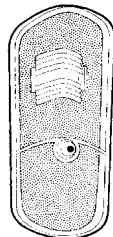
P 101 /D  
/S

PFL: GIULIETTA



P 1725 /D  
/S

PFA: GIULIA SPRINT G.T.  
GIULIA 1300 GT JUNIOR



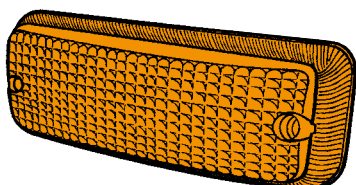
P 1726 /D  
/S

PFA: GIULIA SPRINT G.T.  
GIULIA 1300 GT JUNIOR



P 16460

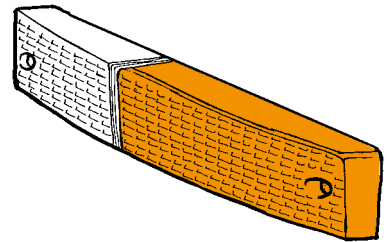
PFA: GTV AMERICA (1975 → 78)  
SPIDER USA (1975 → 82)



P 17108 /D  
/S

PFA: SPYDER 2000 PININFARINA

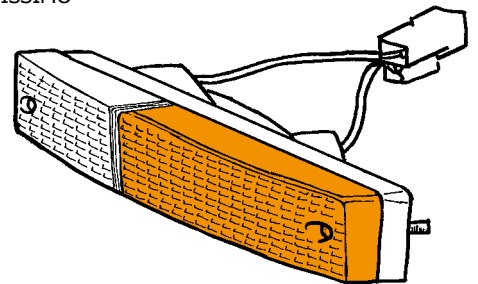
MTA: ALTISSIMO



P 17109 /D  
/S

FAC: SPYDER 2000 PININFARINA

MTA: ALTISSIMO

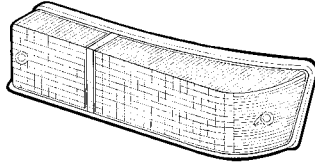




**P 1727** /D  
/S

**PFA:** GIULIA 1300 GT JUNIOR  
GIULIA 1600 GT JUNIOR  
1750 SPRINT G.T.  
2000 G.T. (1966 → 76)

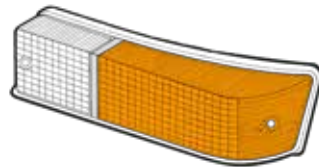
**MTA:** CARELLO



**P 1728** /D  
/S

**PFA:** GIULIA 1300 GT JUNIOR  
GIULIA 1600 GT JUNIOR  
1750 SPRINT G.T.  
2000 G.T. (1966 → 76)

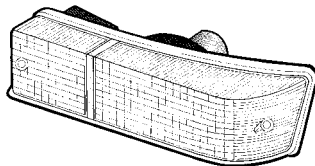
**MTA:** CARELLO



**P 1729** /D  
/S

**FAC:** GIULIA 1300 GT JUNIOR  
GIULIA 1600 GT JUNIOR  
1750 SPRINT G.T.  
2000 G.T. (1966 → 76)

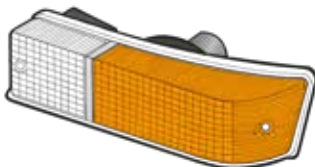
**MTA:** CARELLO



**P 1730** /D  
/S

**FAC:** GIULIA 1300 GT JUNIOR  
GIULIA 1600 GT JUNIOR  
1750 SPRINT G.T.  
2000 G.T. (1966 → 76)


**MTA:** CARELLO



**P 1734** /D  
/S

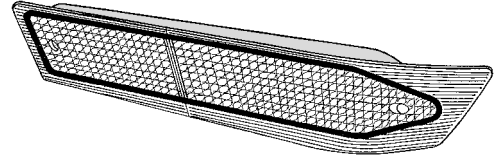
**GFA:** GIULIA 1300 GT JUNIOR  
GIULIA 1600 GT JUNIOR  
1750 SPRINT G.T.  
2000 G.T. (1966 → 76)

**MTA:** CARELLO



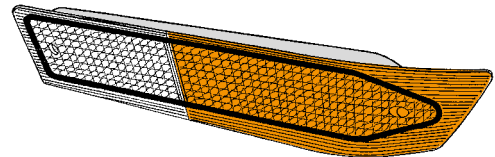
**P 1827** /D  
/S

**PFA:** ALFETTA GT (1974 → 80)  
ALFETTA GTV (1976 → 80)



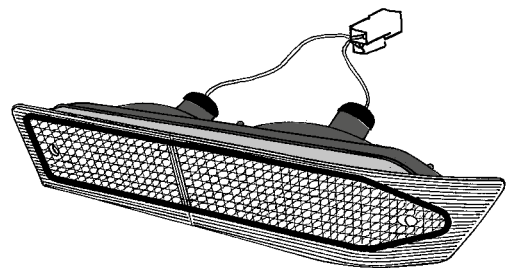
**P 1828** /D  
/S

**PFA:** ALFETTA GT (1974 → 80)  
ALFETTA GTV (1976 → 80)



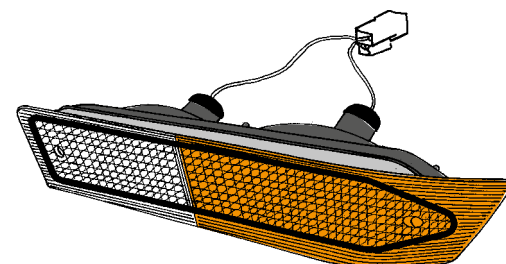
**P 1829** /D  
/S

**FAC:** ALFETTA GT (1974 → 80)  
ALFETTA GTV (1976 → 80)




**P 1830** /D  
/S

**FAC:** ALFETTA GT (1974 → 80)  
ALFETTA GTV (1976 → 80)






P 1937 /D  
/S




PFP: ALFETTA GT (1974 → 80)  
ALFETTA GTV (1976 → 80)

MTA: CARELLO




P 1936 /D  
/S

P 1947 /D  
/S



PFP: ALFETTA GT (1974 → 80)  
ALFETTA GTV (1976 → 80)

MTA: ALTISSIMO




P 1946 /D  
/S

P 4937 /D  
/S



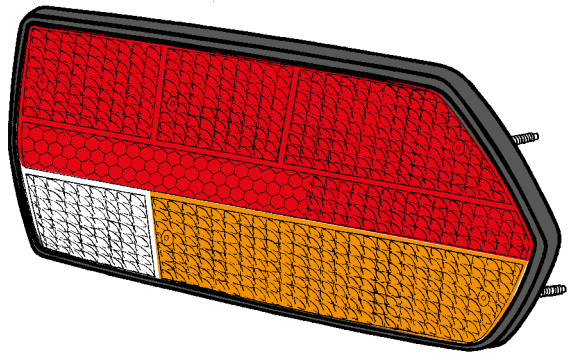
GFP: ALFETTA GT (1974 → 80)  
ALFETTA GTV (1976 → 80)



P 4936 /D  
/S

P 1931 /D  
/S

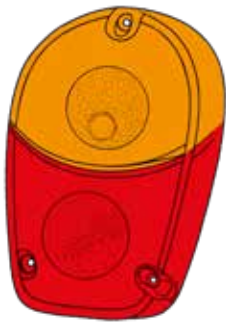
PFP: ALFETTA GTV (1980 → 87)





P 93

PPF: 1900 BN



P 106



PPF: DAUPHINE



P 105

P 1959 /D  
/S

PPF: ALFASUD FAMILIARE  
FURGONE ROMEO

MTA: ALTISSIMO



P 2256 /D  
/S

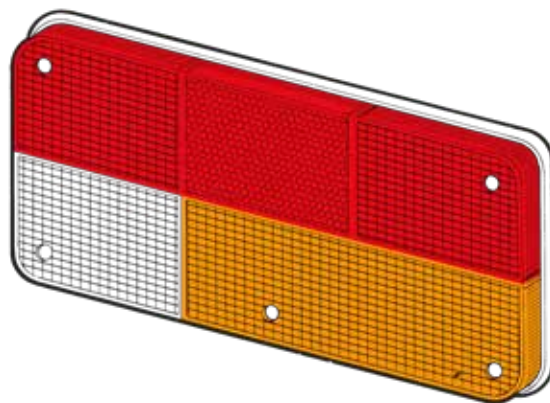
CAT: 156



P 1840 /D  
/S

PPF: ALFETTA (→ 1983)

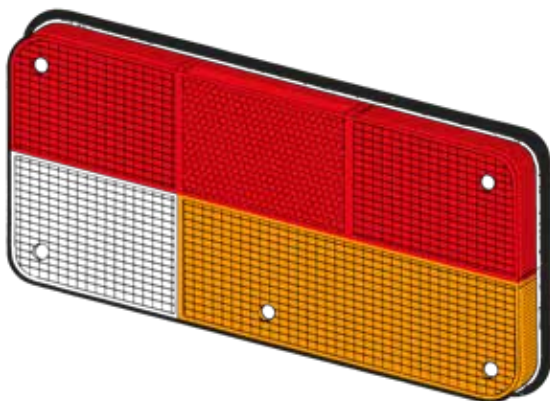
Bordo metallizzato  
Chromium plated rim



P 1841 /D  
/S

PPF: ALFETTA (→ 1983)

Bordo nero  
Black rim



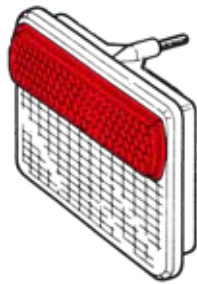




P 5346 /D  
/S

PFP: ALFETTA  
LAMBORGHINI COUNTACH

MTA: CARELLO/OLSA



P 5347 /D  
/S

PFP: ALFETTA  
LAMBORGHINI COUNTACH

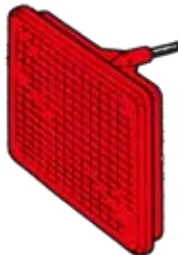
MTA: CARELLO/OLSA



P 5348 /D  
/S

PFP: ALFETTA  
LAMBORGHINI COUNTACH

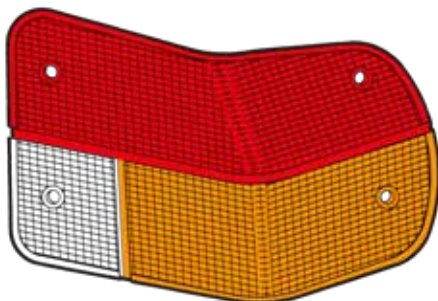
MTA: CARELLO/OLSA



P 5320 /D  
/S

PFP: ALFASUD (→ 1980)

MTA: ALTISSIMO



P 2201

CAT: ALFASUD

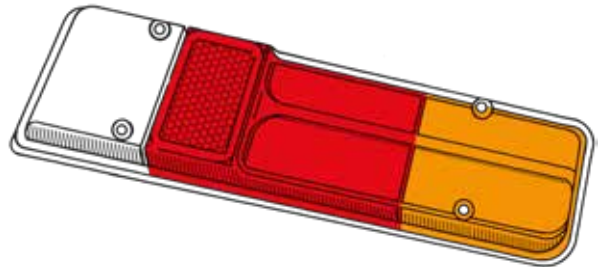


mm 102 x 30

P 1837

PFP: GIULIA

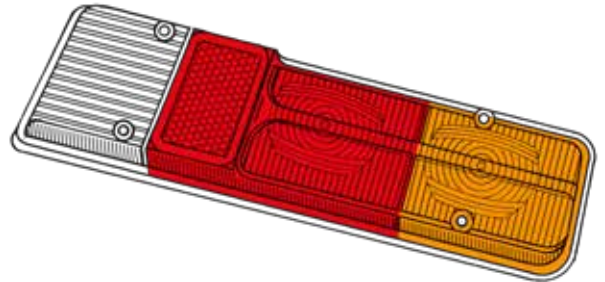
MTA: ALTISSIMO



P 1839

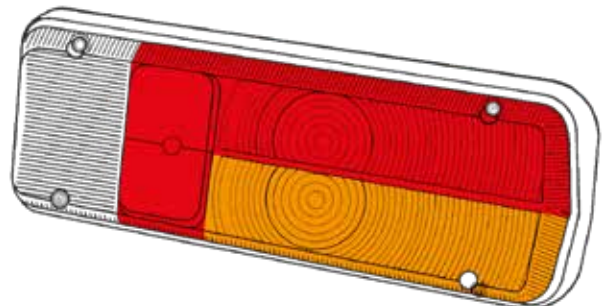
PFP: GIULIA

MTA: CARELLO



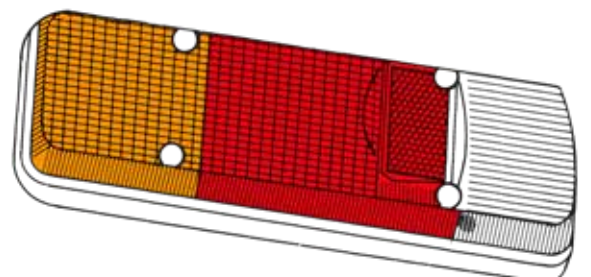
P 188 /D  
/S

PFP: GIULIA SUPER



P 1988 /D  
/S

PFP: 1750 BN





P 1721 /D  
/S

PFA: GIULIA GT JUNIOR  
GIULIA G.T. (1966 →)  
1750 SPRINT G.T.


MTA: CARELLO



P 1719 /D  
/S

PFP: ALFA 2000

MTA: CARELLO



P 240

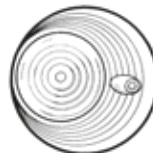
PFP: GIULIETTA SS  
CASARO AUTOBUS



P 241



P 242



P 81

PFP: GIULIETTA SPRINT



P 77

PFP: GIULIETTA I



P 96

PFP: GIULIETTA



P 104

PFP: GIULIETTA SPIDER



P 103

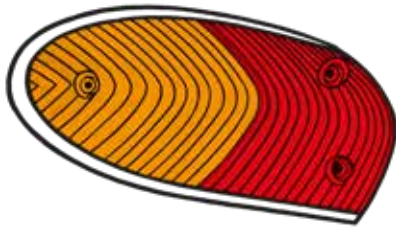


Exclusivity AFRA - Milano



P 4499 /D  
/S

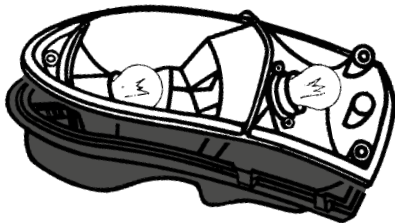
PF: DUETTO OSSO DI SEPPIA



Exclusivity AFRA - Milano

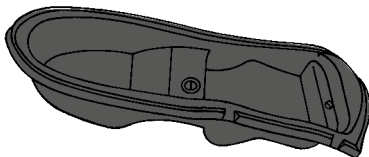
P 4599 /D  
/S

GOP: DUETTO OSSO DI SEPPIA



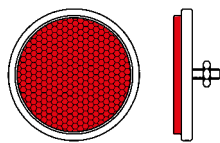
P 4598 /D  
/S

GFP: DUETTO OSSO DI SEPPIA



P 24

CAT: DUETTO OSSO DI SEPPIA



P 100

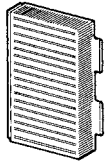
PF: GIULIETTA T.I.

MTA: CARELLO



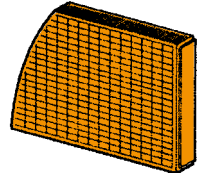
P 1735 /D  
/S

PF: DUETTO CODA TRONCA  
(1972 → 78)



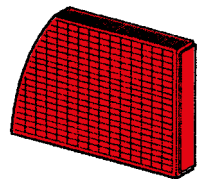
P 1736 /D  
/S

PF: DUETTO CODA TRONCA  
(1972 → 78)




P 1836 /D  
/S

Versione USA  
US Version



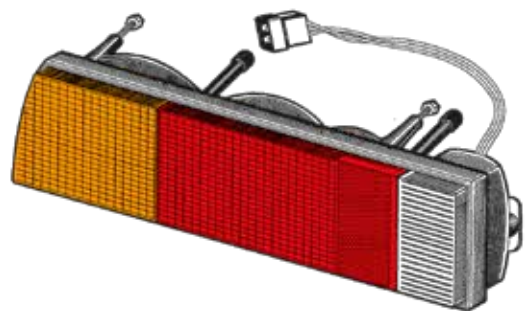
P 1737 /D  
/S

PF: DUETTO CODA TRONCA  
(1972 → 78)



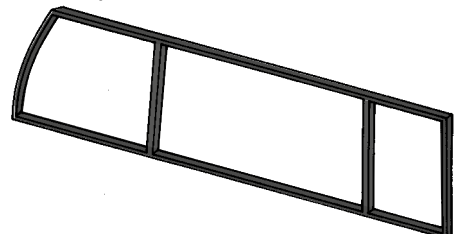
P 1738 /D  
/S

PF: DUETTO CODA TRONCA  
(1972 → 78)



P 1740

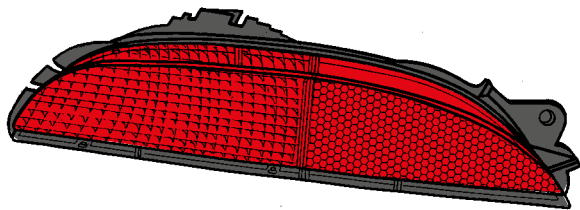
GFP: DUETTO CODA TRONCA  
(1972 → 78)





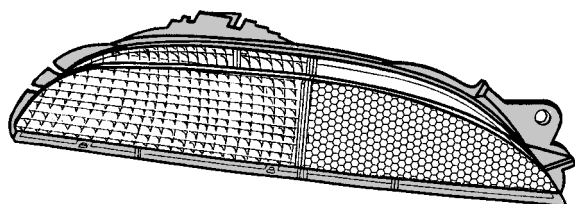
P 8940 /S

GOP: MiTo  
Luce retronebbia



P 8942 /D  
/S

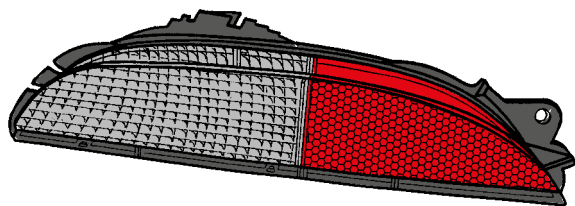
GOP: MiTo



Versione speciale bianca  
White special version

P 8944 /D  
/S

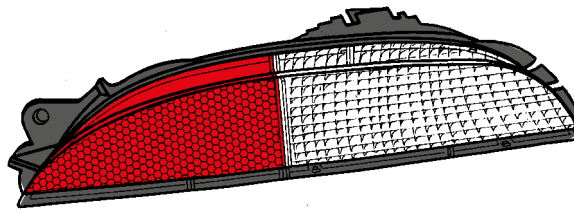
GOP: MiTo



Versione speciale rossa/fumè  
Red/smoked special version

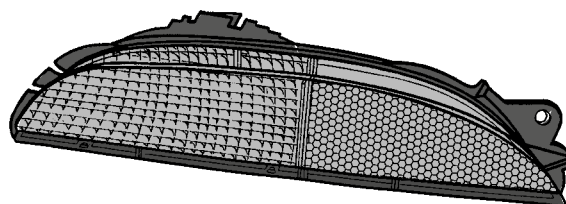
P 8941 /D

GOP: MiTo  
Luce retromarcia



P 8943 /D  
/S

GOP: MiTo



Versione speciale fumè  
Smoked special version



## CONDIZIONI GENERALI DI VENDITA

Questo catalogo contiene tutta la produzione P/V, con esclusione dei proiettori lampeggianti che sono presentati con altro apposito catalogo, elencata in ordine alfabetico della denominazione delle marche delle vetture alle quali vanno applicati i prodotti.

Alcuni articoli sono stati inclusi nel presente catalogo solo nella versione più richiesta o più consigliabile. Tuttavia è possibile che molti articoli, elencati nei precedenti cataloghi, siano disponibili a magazzino.

Tutti gli articoli elencati nel presente catalogo, pur essendo perfettamente intercambiabili agli originali, non sono originali. Tutti i riferimenti riportati in questo catalogo, sia di nomi di marche di vetture che di altri fabbricanti di ricambi, non attestano l'originalità, ma l'intercambiabilità dei prodotti. I prodotti riportati nel presente catalogo sono parti di ricambio di qualità equivalente, in conformità al Regolamento CE 1400/2002. I riferimenti al costruttore OEM sono offerti unicamente al fine di identificare l'utilizzo del ricambio.

La merce viaggia a spese, rischio e pericolo dell'acquirente, anche se resa franco destino.

Gli eventuali reclami per consegne difettose o incomplete devono essere fatti immediatamente all'atto del ricevimento della merce ed ogni eventuale resa di materiali dovrà essere da noi preventivamente autorizzata.

Gli eventuali difetti della merce, riconosciuti dal fornitore, obbligano lo stesso alla sola sostituzione del materiale alle medesime condizioni del contratto, con esclusione di ogni risarcimento per danni od altro.

Per qualsiasi controversia è in ogni caso competente il solo Foro di Milano.

*This catalogue includes the entire P/V productions, except flashing lights which are shown in another catalogue, listed in alphabetical order following the domination of the car manufacturers.*

*Certain parts listed in the former catalogues and not contained in the present one may still be ordered, in any colour requested.*

*All items illustrated in this catalogue, although perfectly interchangeable with the original ones, are not original. All references made in this catalogue to individual brand names or other parts manufacturers, following the domination of the car manufacturers, do not claim to be original products, but are interchangeable products. Items listed in this catalogue are matching quality spare partes, in line with Regulation EC 1400/2002. References to OE manufacturers are provided solely for the purpose of identifying spare parts fitting.*

*Goods travel at customer's risk even when delivery term is free destination.*

*Any eventual claim on quantities or defects must be declared immediately on the receipt of the goods. Returned goods are accepted only if authorized in advance by us.*

*Should any lack be found on the goods delivered and acknowledged by the supplier, same is only bound to replace the goods in the same contractual terms, without any further refund of whatever additional charge for damns or other.*

*Should any dispute arise, the Court of Milano shall have the sole jurisdiction.*

## LEGENDA ABBREVIAZIONI

### LIST OF ABBREVIATIONS

#### PFR:

Plastica per fanale retromarcia adattabile su  
*Reversing lamp lens adaptable for*

#### PFP:

Plastica per fanale posteriore adattabile su  
*Rear lamp lens adaptable for*

#### PFA:

Plastica per fanale anteriore adattabile su  
*Front lamp lens adaptable for*

#### PFL:

Plastica per fanale laterale adattabile su  
*Side lamp lens adaptable for*

#### GOP:

Gruppo ottico posteriore, senza portalampada, adattabile su  
*Rear optical unit, without bulbholder, adaptable for*

#### GOA:

Gruppo ottico anteriore, senza portalampada, adattabile su  
*Front lamp optical unit, without bulbholder, adaptable for*

#### GOL:

Gruppo ottico laterale, senza portalampada, adattabile su  
*Side lamp optical unit, without bulbholder, adaptable for*

#### FPC:

Fanale posteriore adattabile su  
*Rear lamp adaptable for*

#### FAC:

Fanale anteriore adattabile su  
*Front lamp adaptable for*

#### FLC:

Fanale laterale adattabile su  
*Side lamp adaptable for*

#### CAT:

Catarifrangente  
*Reflex-reflector*

#### GFA:

Guarnizione fanale anteriore adattabile su  
*Front lamp gasket adaptable for*

#### GFP:

Guarnizione fanale posteriore adattabile su  
*Rear lamp gasket adaptable for*

#### GFL:

Guarnizione fanale laterale adattabile su  
*Side lamp gasket adaptable for*

#### CFP:

Corpo fanale posteriore adattabile su  
*Rear lamp body adaptable for*

#### CFA:

Corpo fanale anteriore adattabile su  
*Front lamp body adaptable for*

#### CFL:

Corpo fanale laterale adattabile su  
*Side lamp body adaptable for*

#### MTA:

Modello tipo adattabile su fanale marca  
*Model suitable for individual type fitting*